

POLTRACK JOGGING TRACK SYSTEM

Certified by Labosport Institute



Elastic, seamless, flexible coloured flooring, ideal for jogging tracks.

It consists of a shock-absorbent base of 2 layers. First layer is a base layer of **RECYCLED RUBBER 858**, SBR granules (granulometry 2-5mm or 3-5mm) and second layer a base of flexible, colored EPDM granules (0.5-1.5mm). Then follows a PU flexible pore filler coating, **POLYSPORT STUCCO 1050**, in 2 layers and a sealing PU, UV-resistant aliphatic top layer, **POLYSPORT 1052**, in two crossing layers.

Steps:

1. PU PRIMER 870 - Polyurethane primer.

Applied by airless sprayer or brush.

2. Mixture of PU BINDER 1118 and RECYCLED RUBBER 858 (in granulometry of 2-5mm or 3-5mm) applied by paving machine.

3. Mixture of PU BINDER 1118 and EPDM 856 (in granulometry of 0.5-1.5mm) applied by paving machine.

4. POLYSPORT STUCCO 1050 - Polyurethane, elastic, two-component pore filler.

Used for sealing porous prefabricated subfloor of sports floorings such as ISOPOL 854 or wet-pour cushion shock-pads. Applied by flat trowel.

5. POLYSPORT 1052 - UV-resistant, polyurethane, two-component, top coating for outdoor sports floorings.

Applied, in two crossing layers by airless sprayer or a short haired mohair roller.

Preparation – Application

Applied only on dry asphalt and concrete surfaces (over 30 days old from date of placement) without rising humidity issues and free of materials that might prevent bonding e.g. dust, loose particles, grease etc. The success in the application depends on the right preparation of the underlay and use of the material.

- Priming of the surface with polyurethane primer, **PU PRIMER 870**, with an airless sprayer or brush. Consumption: 0,2 kg/m², 2 layers.
- After 5-12 hours and when the primer is almost dry but not completely, follows the application of the **mixture of PU BINDER 1118 and SBR granules** with paver machine in thickness of 13mm.
- Then, when the first cushion surface is dry, application with paver machine of a mixture of **PU BINDER 1118** with epdm granules **EPDM 856** in thickness of 5mm.
- Afterwards when the surface of epdm is dry, follows the application of polyurethane pore filler **POLYSPORT STUCCO 1050** with metal trowels to create a completely non porous surface. Consumption 1,5 kg/m², in 2 layers.
- Before the last **UV top layers** are applied, the surface needs the use of sandpaper machine to make a completely even surface without any irregularities or crumbs.
- After sanding the whole surface, follows the application of UV-resistant, aliphatic, two-component top coat, **POLYSPORT 1052**, in two cross layers by airless spray or by rollers. Consumption: 0,25kg/m².

Important Remarks

- ✓ During temperatures over 40 degrees, ideal time for the application of **POLTRACK JOGGING TRACK** is between 22:00 and 09:00 and the minimum bearing temperature during application and drying should be over 10°C.
- ✓ In case the second layer of PU pore filler is applied after more than 24 hours of the application of the first one then the whole surface must be sanded by a special sanding machine. After that the second layer can be applied.
- ✓ In case the layer of PU top coat is applied after more than 24 hours of the application of the last layer of PU pore filler then the whole surface must be sanded by a special sanding machine. After that the PU top coat can be applied.
- ✓ In case the second layer of PU top coat is applied after more than 24 hours of the application of the first one then the whole surface must be sanded by a special sanding machine. After that the second layer can be applied.
- ✓ The freshly coated surface should be protected from high temperatures, wind, rain and frost for at least the first 24 hours.

Substrate

Asphalt is the safer subfloor for sport floorings for sure and must be always preferred than concrete surfaces.


A. Asphalt Substrate

The asphalt must have a slope of 0.7-1% and must dry for at least 30 days so that all solvents from the asphalt can evaporate.

The asphalt sub-floor should be applied on well compacted 150mm road base sub-floor and asphalt should be laid in one layer (and not 2) in 6 to 8cm with fine and coarse aggregates (up to 15mm granulometry) like the kind of asphalt used in road construction.

So, new road-grade asphalt will have to be laid (minimum 60mm) in one layer containing coarse aggregates and then mature for 30 days at least, before any application takes place on top of the asphalt to avoid bubbles on the final layer of the sport or rubber floorings.

Asphalt Infrastructure



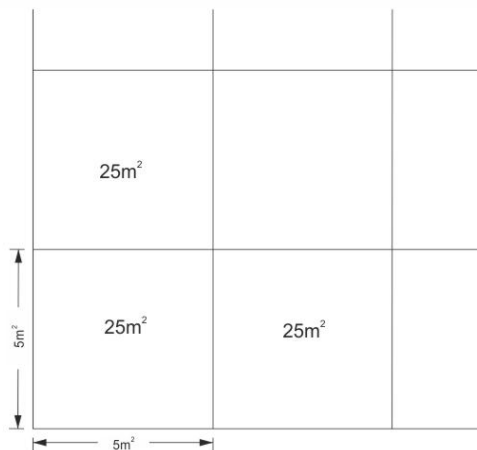
B. Concrete Surface

Concrete surface must be power-trowelled without cracks and must be smooth with a slope of 0.7-1% and humidity under 4% in 10cm depth of concrete.

Concrete must also be **dry at least for 40 days** and then the application takes place if there is no rising humidity for the sub-floor. Before the application takes place, there must be proper grinding of the surface by a grinding machine to open the pores accordingly and also a measurement by special instrument to measure humidity on the surface and in 10cm under the surface.

Generally concrete is a risky sub-floor and there may be problems with rising humidity, especially in areas where the sea level is really high and when the sea is close or in areas near greenery.

Always make expansion joints in large areas of concrete, in order to avoid uncontrollable cracks and failures. Joints should be every 25 square meters creating a grid of 5x5 meters or close to that.



<u>SUBSTRATE REQUIREMENTS</u>	Concrete quality	at least C20/25
	Age:	at least 40 days
	Moisture content:	below 4%

KDF

Sports Flooring Systems & Building Materials
50 YEARS OF EXPERIENCE

Tools:



AIRLESS SPRAYER



BRUSH




PAVING MACHINE



FLAT TROWEL



SANDING
MACHINE



SHORT HAIRD
MOHAIR ROLLER

Colors: Following colorchart.

This is a certified system by the Labosport.

KDF - Kataskeves Dapedon LTD
e : exports@kdf.gr w : www.kdf.gr



Showroom Office
1 Papanikolaou Ave, Pefka
57010, Thessaloniki, Greece
t / f : 0030 2310 829598

Accounting Office
19 Mitropoleos Str
54624, Thessaloniki, Greece

KDF

Sports Flooring Systems & Building Materials
50 YEARS OF EXPERIENCE



The colors may vary slightly from the original due to digital representation.

KDF - Kataskeves Dapedon LTD
e : exports@kdf.gr w : www.kdf.gr

Showroom Office
1 Papanikolaou Ave, Pefka
57010, Thessaloniki, Greece
t / f : 0030 2310 829598

Accounting Office
19 Mitropoleos Str
54624, Thessaloniki, Greece



KDF

Sports Flooring Systems & Building Materials
50 YEARS OF EXPERIENCE



The colors may vary slightly from the original due to digital representation.

KDF - Kataskeves Dapedon LTD
e : exports@kdf.gr w : www.kdf.gr



Showroom Office
1 Papanikolaou Ave, Pefka
57010, Thessaloniki, Greece
t / f : 0030 2310 829598

Accounting Office
19 Mitropoleos Str
54624, Thessaloniki, Greece



TEST REPORT

18-0430IT

Issued on October 01st 2018

CLIENT

KATASKEVES DAPEDON LTD - BUILDING SYSTEMS

PRODUCT NAME

**POLTRACK JOGGING TRACK SYSTEM
18mm**

TYPE

JOGGING TRACK

Test according to:

**EN 14877:2013 Synthetic Surfaces for outdoor sports areas –
Specification**

This report may not be used for commercial purposes unless it is reproduced in its entirety.

The results are valid only for the submitted samples as described in this report.

Labosport Italia S.r.l

Via Monza, 80 – 23870 CERNUSCO LOMBARDO (LC)
Tel. +39 039 894 62 15 – Fax +39 039 968 51 68

Page 1/6

www.labosport.it
labosport@labosport.it



KDF - Kataskeves Dapedon LTD
e : exports@kdf.gr w : www.kdf.gr

Showroom Office
1 Papanikolaou Ave, Pefka
57010, Thessaloniki, Greece
t / f : 0030 2310 829598

Accounting Office
19 Mitropoleos Str
54624, Thessaloniki, Greece





KDF - Kataskeves Dapedon LTD
e : exports@kdf.gr w : www.kdf.gr

Showroom Office
1 Papanikolaou Ave, Pefka
57010, Thessaloniki, Greece
t / f : 0030 2310 829598

Accounting Office
19 Mitropoleos Str
54624, Thessaloniki, Greece

