

## AQUASOFT-EX SYSTEM Splash park flooring



Innovative, seamless, elastic colorful, anti-slip, long lasting polymer flooring for water parks and splash park areas providing excellent safety and convenience for children and users.

Our water park, splash park flooring is the unique polymeric system for wet areas in constant contact in water or near water continuously.

It provides safety due to its high elasticity and excellent grip while in parallel it has excellent properties and resistance to aggressive chemicals used in water such as chlorine.

Great variety in colors as backgrounds and designs that are created to match every possible desire of the end user.

**Applied on all aquatic venues such as interactive fountains, splash pads, spray parks, water parks and wet decks.**

### Steps :

**1. POLYSPORT DAMP PROOF BARRIER - PU primer.**

Used as water barrier on damp concrete substrates and as an adhesive component between concrete surfaces and sports coatings. Application with roller, brush or squeegee.

**2. AQUASOFT 8055 - Specially, modified, two component, polymeric self-leveling coating.**

It's solvent free, easy to apply and it shows a good curing behavior even at low or high temperature. Applied with V-notched trowel and a spiked roller.

### 3. **AQUASOFT 8055 - Specially, modified, two component, polymeric self-leveling coating.**

It's solvent free, easy to apply and it shows a good curing behavior even at low or high temperature. Applied with V-notched trowel and a spiked roller.

### 4. **ELASTIC ELEMENTS - Rubber granules.**

Granulometry of 0.5mm. Broadcasted on the wet fresh self-leveling surface.

### 5. **AQUASOFT 8052 - UV-resistant, polymer-based, two-component coating.**

It is applied as a final, sealing layer on top of splash park floorings with an airless sprayer or a roller.

## Preparation – Application

Applied on dry asphalt surfaces (30 days at least old) or smooth, waterproofed concrete surfaces (30 days at least old) without arising humidity issues and free of materials that might prevent bonding e.g. dust, loose particles etc (in case of asphalt or concrete). The success in the application depends on the right preparation of the underlay and use of the material.

- **Good, dry cleaning** of the surface from dust and residues.
- Priming of the surface with **POLYSPORT DAMP PROOF BARRIER** applied by roller, brush or squeegee. Consumption: 0,4kg/m<sup>2</sup>.
- Good mixing of component A and component B of **AQUASOFT 8055**.
- The well mixed material of **AQUASOFT 8055** is applied with a V-notch trowel 5.5 mm and the parallel use of a spiked roller. Consumption: 2.15kg/m<sup>2</sup>.
- Follows the broadcasting of the **ELASTIC ELEMENTS** on the still “fresh” self-levelling. Consumption 1,6kg /m<sup>2</sup>.
- After the surface has dried follows the application of one more layer of **AQUASOFT 8055** with a V-notch trowel 5.5 mm and the parallel use of a spiked roller. Consumption: 2.15kg/m<sup>2</sup>.
- Follows the broadcasting of the **ELASTIC ELEMENTS** on the still “fresh” self-levelling. Consumption 1,8kg /m<sup>2</sup>.
- After the surface has dried follows the application of **AQUASOFT 8052** airless sprayer or short-haired mohair roller in 3 crossing layers. Good mixing of component A and component B precedes the application. Consumption: 0,4kg/m<sup>2</sup>.

## Important Remarks

- ✓ During temperatures over 40 degrees, ideal time for the application of **AQUASOFT-EX** is between 22:00 and 09:00. The minimum bearing temperature during application and drying should be over 10°C.
- ✓ The freshly coated surface should be protected from high temperatures, wind, rain and frost for at least the first 24 hours.

## Substrate

**Asphalt is the safer subfloor for sport floorings for sure and must be always preferred than concrete surfaces.**

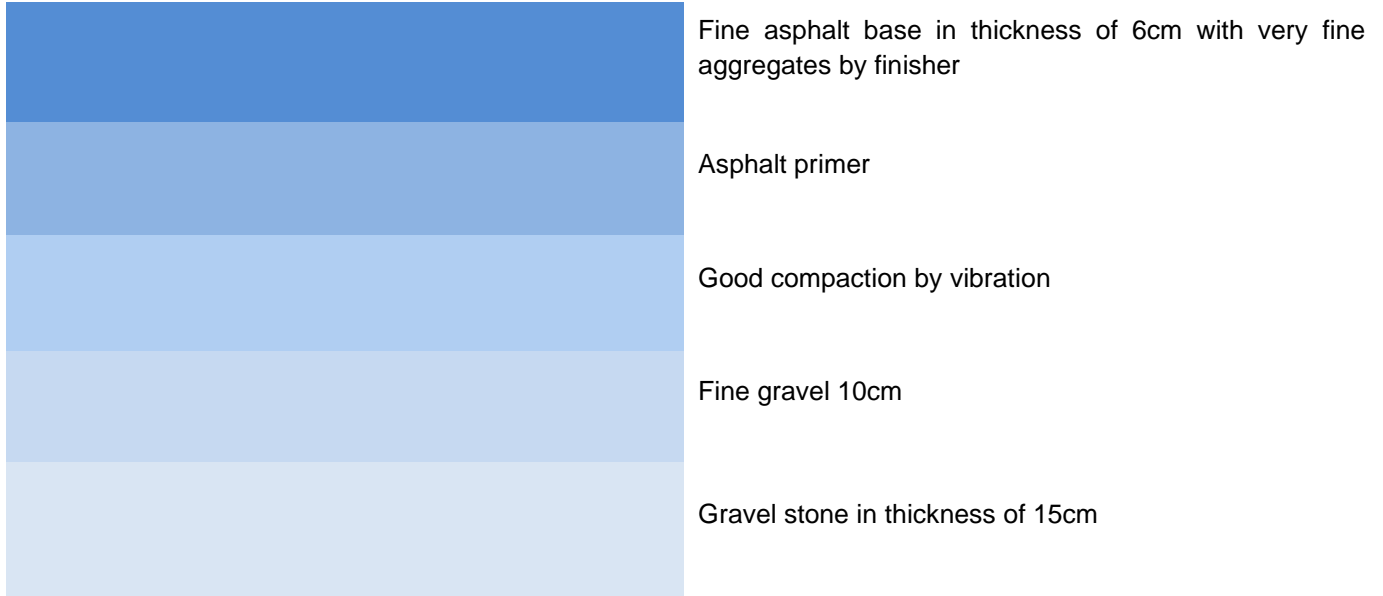
### **A. Asphalt Substrate**

**The asphalt must have a slope of 0.7-1% and must dry for at least 30 days so that all solvents from the asphalt can evaporate.**

The asphalt sub-floor should be applied on well compacted 150mm road base sub-floor and asphalt should be laid in one layer (and not 2) in 6 to 8cm with fine and coarse aggregates (up to 15mm granulometry) like the kind of asphalt used in road construction.

So, new road-grade asphalt will have to be laid (minimum 60mm) in one layer containing coarse aggregates and then mature for 30 days at least, before any application takes place on top of the asphalt to avoid bubbles on the final layer of the sport or rubber floorings.

## Asphalt Infrastructure



### B. Concrete Surface

**Concrete surface must be power-troweled without cracks and must be smooth with a slope of 0.7-1% and humidity under 4% in 10cm depth of concrete.**

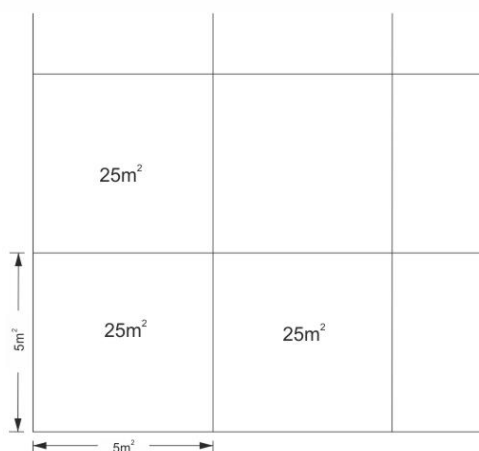
Concrete must also be **dry at least for 40 days** and then the application takes place if there is no rising humidity for the sub-floor. Before the application takes place, there must be proper grinding of the surface by a grinding machine to open the pores accordingly and also a measurement by special instrument to measure humidity on the surface and in 10cm under the surface.

Generally concrete is a risky sub-floor and there may be problems with rising humidity, especially in areas where the sea level is really high and when the sea is close or in areas near greenery.

**Always make expansion joints in large areas of concrete, in order to avoid uncontrollable cracks and failures.** Joints should be every 25 square meters creating a grid of 5x5 meters or close to that.

# KDF


Sports Flooring Systems & Building Materials  
50 YEARS OF EXPERIENCE



## Substrate requirements

Concrete quality	at least C20/25
Age:	at least 40 days
Moisture content:	below 4%

## Tools:



KDF - Kataskeves Dapedon LTD  
e : [exports@kdf.gr](mailto:exports@kdf.gr) w : [www.kdf.gr](http://www.kdf.gr)

**Showroom Office**  
1 Papanikolaou Ave, Pefka  
57010, Thessaloniki, Greece  
t / f : 0030 2310 829598  
**Accounting Office**  
19 Mitropoleos Str  
54624, Thessaloniki, Grece



# KDF

Sports Flooring Systems & Building Materials  
50 YEARS OF EXPERIENCE

---



spiked roller

airless sprayer

**KDF - Kataskeves Dapedon LTD**  
e : [exports@kdf.gr](mailto:exports@kdf.gr) w : [www.kdf.gr](http://www.kdf.gr)

**Showroom Office**  
1 Papanikolaou Ave, Pefka  
57010, Thessaloniki, Greece  
t / f : 0030 2310 829598  
**Accounting Office**  
19 Mitropoleos Str  
54624, Thessaloniki, Grece

