

SYSTEM WET-POUR POLYFLEX AEL – EX

Total thickness of 8mm – 14mm



Outdoor highly flexible, acrylic system ideal for tennis, basketball, volleyball, handball, football, multipurpose courts, as well as any other outdoor sports court.

Combination of a mixture of **PU BINDER 1118** plus **RECYCLED RUBBER 858**, in granulometry of 0.5-2mm, and acrylic coatings in total thickness of 8mm up to 14mm.

Steps:

1. **PU PRIMER 870 - Special, polyurethane primer.** Applied by airless sprayer or brush on asphalt surfaces or on waterproof concrete surfaces, without rising humidity issues.
2. **Mixture of PU BINDER 1118 and RECYCLED RUBBER 858(minimum 6mm) - Elastic, shock-absorbent, wet-pour system.** The **RECYCLED RUBBER 858** is in granulometry of 0.5-2mm. The mixture is applied by paving machine in thickness of 6mm to 12mm or more.
3. **ELASTOTURF 851 - Elastic, acrylic coating for indoor and outdoor sports surfaces.** Provides strong adhesion to the substrate and resistance to weather conditions. It is applied by short haired mohair roller.
4. **ELASTOMARK 818 - Elastic, acrylic coating for indoor and outdoor sports surfaces.**
Provides strong adhesion to the substrate and resistance to weather conditions. It is applied by short haired mohair roller.

Preparation – Application

Applied only on dry asphalt and concrete surfaces (over 30 days old from date of placement) without rising humidity issues and free of materials that might prevent bonding e.g. dust, loose particles, grease etc. The success in the application depends on the right preparation of the underlay and use of the material.

- **Good, dry** cleaning of the surface from dust and residues with vacuum cleaner and squeegees.
- Priming of the surface with **PU PRIMER 870** for the proper adhesion on the sub-floor in two layers. It is recommended that the second layer should be applied in sections each time, right before the application of the next material, in order to ensure proper adhesion. Avoid the creation of puddles of the material. Application is done with airless sprayer and brush. Consumption: 200-300gr/m² in two layers, depending on the absorption of the underlay.
- When the primer begins to dry (approximately 1 hour depending on the ambient temperature), follows the application of wet-pour shock-absorbent mixture by paver machine in the desired thickness or even by hand if the applicator is very experienced, with a straightedge and a flat trowel using also a cylinder for final compacting. The mixture consists of SBR granules in 0.5-2.0 mm granulometry and PU binder.
- As soon as wet-pour shock-absorbent mixture dries (48-72 hours at 25°C), follows the application of **ELASTOTURF 851** in at least 2 crossing layers.
- Depending on the ambient temperature **ELASTOTURF 851** is diluted with up to 10% water, prior to application, in order to achieve better fluidity. It is in two or three coatings by squeegee, depending on the desired thickness. The next layer follows the other after the previous starts to dry. After the application of the first layer and when it has already dry (24 hours at 25°C), we use a sanding machine on the whole surface and then apply the next layer. Consumption: 3- 3,3 kg/m² for 2 layers.
- The final acrylic coating of **ELASTOMARK 818** is applied by squeegee or a short-haired mohair roller. Consumption: 0,35 kg/m² in one layer.

Important Remarks

- ✓ During temperatures over 40 degrees, ideal time for the application of **WET-POUR POLYFLEX AEL - EX SYSTEM** is between 22:00 and 09:00 and the minimum bearing temperature during application and drying should be over 10°C.
- ✓ The freshly coated surface should be protected from high temperatures, wind, rain and frost for at least the first 24 hours.
- ✓ In case it gets damaged, it is simply repaired and recoated on the spot.

Substrate

Asphalt is the safer subfloor for sport floorings for sure and must be always preferred than concrete surfaces.


A. Asphalt Substrate

The asphalt must have a slope of 0.7-1% and must dry for at least 30 days so that all solvents from the asphalt can evaporate.

The asphalt sub-floor should be applied on well compacted 150mm road base sub-floor and asphalt should be laid in one layer (and not 2) in 6 to 8cm with fine and coarse aggregates (up to 15mm granulometry) like the kind of asphalt used in road construction.

So, new road-grade asphalt will have to be laid (minimum 60mm) in one layer containing coarse aggregates and then mature for 30 days at least, before any application takes place on top of the asphalt to avoid bubbles on the final layer of the sport or rubber floorings.

Asphalt Infrastructure



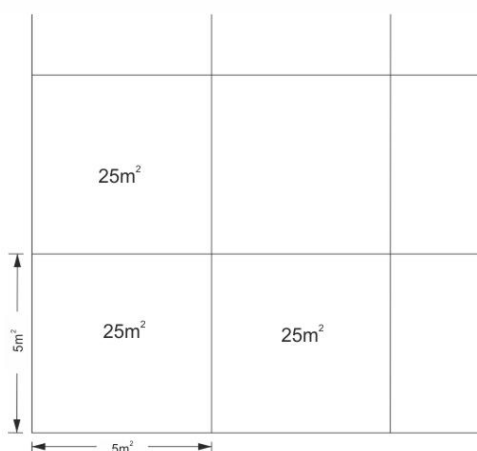
B. CONCRETE SURFACES

Concrete surface must be power-trowelled without cracks and must be smooth with a slope of 0.7-1% and humidity under 4% in 10cm depth of concrete.

Concrete must also be **dry at least for 40 days** and then the application takes place if there is no rising humidity for the sub-floor. Before the application takes place, there must be proper grinding of the surface by a grinding machine to open the pores accordingly and also a measurement by special instrument to measure humidity on the surface and in 10cm under the surface.

Generally concrete is a risky sub-floor and there may be problems with rising humidity, especially in areas where the sea level is really high and when the sea is close or in areas near greenery.

Always make expansion joints in large areas of concrete, in order to avoid uncontrollable cracks and failures. Joints should be every 25 square meters creating a grid of 5x5 meters or close to that.



Substrate requirements:

Concrete quality	at least C20/25
Age:	at least 40 days
Moisture content:	below 4%

KDF - Kataskeves Dapedon LTD
e : exports@kdf.gr w : www.kdf.gr

Showroom Office
19th km National Road Thessaloniki-Moudania
57001, Neo Rysio, Thessaloniki, Greece
t / f : +30 2310 829598

Accounting Office
19 Mitropoleos Str
54624, Thessaloniki, Greece



KDF

Sports Flooring Systems & Building Materials
50 YEARS OF EXPERIENCE

Tools:



airless sprayer




brush



paving machine



straightedge



rake

flat
trowel



heated roller



Squeegee



sandpaper machine

KDF - Kataskeves Dapedon LTD
e : exports@kdf.gr w : www.kdf.gr

19th km National Road Thessaloniki-Moudania
57001, Neo Rysio, Thessaloniki, Greece
t / f : +30 2310 829598

Accounting Office
19 Mitropoleos Str
54624, Thessaloniki, Greece

