

POLTRACK SPRAYCOAT
Running track system
Certified by WORLD ATHLETICS



Synthetic outdoor system for running tracks in total thickness of 13.5mm.

It is applied on fine asphalt or smooth, waterproof concrete, without rising humidity issues, in two basic layers. The first, base layer, is mixed at site, and consists of the polyurethane binder **POLAPLAST P13** and **RECYCLED RUBBER 858**, SBR granules. The second layer, spray layer, is applied at site and consists of the colored polyurethane spray coating **POLAPLAST P12** and **EPDM 856**.

Steps:

1. **POLAPLAST P10 - Polyurethane primer.**
2. **Mixture of POLAPLAST P13 and RECYCLED RUBBER 858**, applied by paving machine.
3. **Mixture of POLAPLAST P12 and the EPDM 856**, applied by spraying machine.

Preparation – Application

Applied on dry asphalt surfaces (30 days at least old) or smooth, waterproofed concrete surfaces (30 days at least old) without arising humidity issues and free of materials that might prevent bonding e.g. dust, loose particles etc (in case of asphalt or concrete). The success in the application depends on the right preparation of the underlay and use of the material.

KDF - Kataskeves Dapedon LTD
e : exports@kdf.gr w : www.kdf.gr

Showroom Office
19th km National Road Thessaloniki-Moudania
57001, Neo Rysio, Thessaloniki, Greece
t / f : +30 2310 829598

Accounting Office
19 Mitropoleos Str
54624, Thessaloniki, Greece



- **Good, dry cleaning** of the surface from dust and residues.
- Priming of the surface with **POLAPLAST P10** applied by airless spray or brush. The base coat of **POLTRACK SYSTEM** should be constructed while **POLAPLAST P10** is still sticky (wet on wet procedure), within 30-60 minutes of primer application.
- Good mixing of **POLAPLAST P13 with RECYCLED RUBBER 858**, SBR granules (0.5-2.5mm) to create a flexible shock-absorbent layer.
- The mixture is poured on the surface and spread using a suitable paving machine or other appropriate machine or a hand straightedge. If the application will be done with hand straightedge then small irregularities in the surface may be removed by compacting the fresh surface using a metallic cylinder.
- After the surface is fully cured (depending on the temperature and humidity, the curing of the shock-absorbent base coat of POLTRACK SYSTEM will take 48-72 hours), follows the application of the final top spray coating of the POLTRACK SYSTEM which is consisted by **POLAPLAST P12** and **EPDM** granules of 0.5-1.5 mm granulometry.
- The **EPDM** granules must be dry.
- The two components of **POLAPLAST P12** are thoroughly mixed at site. The **EPDM** granules and the **POLAPLAST P12** are mixed and applied with a suitable spraying machine. The top spray coating of the POLTRACK SYSTEM is applied in two “cross hatch” layers. Time between successive layers is 9-12 hours.
- **The second layer has to be applied “cross hatch”, i.e. perpendicular to the first layer to insure a good coverage.**
- Curing takes place at ambient temperature and is influenced by atmospheric moisture. Higher temperatures and moisture will shorten the cure time. After 3-5 days, the **TOP SPRAY COATING OF THE POLTRACK SYSTEM** is fully cured.
- Application of top coat **POLYSPORT 1052** for UV-protection of the surface of EPDM. Especially with light colors such as blue, orange, green.

Important Remarks

- ✓ During temperatures over 40 degrees, ideal time for the application of **POLTRACK SPRAYCOAT SYSTEM** is between 22:00 and 09:00 and the minimum bearing temperature during application and drying should be over 10°C.
- ✓ The freshly coated surface should be protected from high temperatures, wind, rain and frost for at least the first 24 hours.

Substrate

Asphalt is the safer subfloor for sport floorings for sure and must be always preferred than concrete surfaces.


A. Asphalt Substrate

The asphalt must have a slope of 0.7-1% and must dry for at least 30 days so that all solvents from the asphalt can evaporate.

The asphalt sub-floor should be applied on well compacted 150mm road base sub-floor and asphalt should be laid in one layer (and not 2) in 6 to 8cm with fine and coarse aggregates (up to 15mm granulometry) like the kind of asphalt used in road construction.

So, new road-grade asphalt will have to be laid (minimum 60mm) in one layer containing coarse aggregates and then mature for 30 days at least, before any application takes place on top of the asphalt to avoid bubbles on the final layer of the sport or rubber floorings.

Asphalt Infrastructure



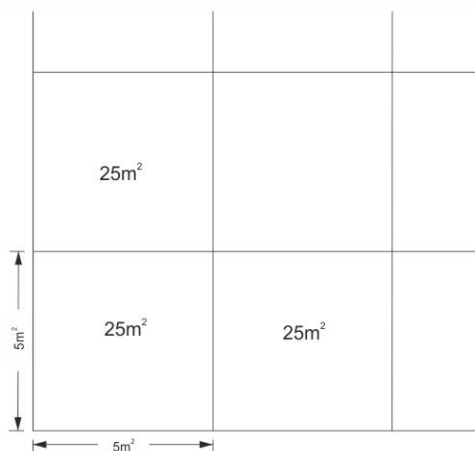
B. Concrete Surface

Concrete surface must be power-trowelled without cracks and must be smooth with a slope of 0.7-1% and humidity under 4% in 10cm depth of concrete.

Concrete must also be **dry at least for 40 days** and then the application takes place if there is no rising humidity for the sub-floor. Before the application takes place, there must be proper grinding of the surface by a grinding machine to open the pores accordingly and also a measurement by special instrument to measure humidity on the surface and in 10cm under the surface.

Generally concrete is a risky sub-floor and there may be problems with rising humidity, especially in areas where the sea level is really high and when the sea is close or in areas near greenery.

Always make expansion joints in large areas of concrete, in order to avoid uncontrollable cracks and failures. Joints should be every 25 square meters creating a grid of 5x5 meters or close to that.



Substrate requirements

Concrete quality	at least C20/25
Age:	at least 40 days
Moisture content:	below 4%

KDF - Kataskeves Dapedon LTD
e : exports@kdf.gr w : www.kdf.gr

Showroom Office
19th km National Road Thessaloniki-Moudania
57001, Neo Rysio, Thessaloniki, Greece
t / f : +30 2310 829598

Accounting Office
19 Mitropoleos Str
54624, Thessaloniki, Greece



KDF

Sports Flooring Systems & Building Materials
50 YEARS OF EXPERIENCE

Tools:




airless sprayer



brush



paving machine



straightedge



rake



flat
trowel



heated roller



srpaycoat
machine

KDF - Kataskeves Dapedon LTD
e : exports@kdf.gr w : www.kdf.gr

Showroom Office
19th km National Road Thessaloniki-Moudania
57001, Neo Rysio, Thessaloniki, Greece
t / f : +30 2310 829598

Accounting Office
19 Mitropoleos Str
54624, Thessaloniki, Greece



KDF

Sports Flooring Systems & Building Materials
50 YEARS OF EXPERIENCE

KDF - Kataskeves Dapedon LTD
e : exports@kdf.gr w : www.kdf.gr

Showroom Office
19th km National Road Thessaloniki-Moudania
57001, Neo Rysio, Thessaloniki, Greece
t / f : +30 2310 829598

Accounting Office
19 Mitropoleos Str
54624, Thessaloniki, Greece

