

# KDF

## KDF ACRYLIC STAINS DECORATIVE FLOORING



# KDF

**KDF LTD** ([www.kdf.gr](http://www.kdf.gr)) is one of the most dynamic and export-oriented Greek companies (currently activated in more than 44 countries in 4 continents), producing and trading a wide range of building materials and complete systems ( industrial, decorative and sports flooring, waterproofing materials, strengthening and repairing materials, concrete and mortar additives, paints and varnishes).

KDF goes far beyond trade, providing consultancy in marketing and also technical support all the way, from the costing till the finalization of the project. Operating under the requirements of ISO 9001/2008 for production, trade and also application, we make sure our products are first applied successfully at site by our own people before we launch them abroad.

Therefore, our systems have all stood the real life test in different climates, from Middle East till Russia, and this is one of our main assets, enabling us to provide full and vertical technical support from specifying to final application plus supervision when required or even full application and costing.

**We invite you to discover a world of industrial and decorative flooring expertise and solutions.**

**VIEW OUR NEW INDUSTRIAL-DECORATIVE FLOORING CATALOGUE HERE**

**VIEW OUR NEW SPORTS FLOORING CATALOGUE HERE**



# PHOTOGRAPH OF PROJECTS



## ACRYLIC STAINS

### ACRYLIC-BASED CHEMICAL STAIN FOR CONCRETE

#### GENERAL CHARACTERISTICS

**KDF ACRYLIC STAIN** is a penetrating, acrylic-based stain used to color old or new concrete. **KDF ACRYLIC STAIN** provides a translucent, permanent color with a shaded marbled effect, similar to the aged appearance of natural stone. **KDF ACRYLIC STAIN's** rich variegated finish will not peel, crack, chip, or fade from UV light. **KDF ACRYLIC STAIN** can also be used over concrete overlays and over stamped concrete floorings.

- Applied on integrally-colored concrete or over color-hardened concrete.
- Provides variegated appearances and long-lasting durability that will not peel or chip.
- Can be applied horizontally.
- Can be easily cleaned and maintained.

Available in 9 colors with two shades each.

#### TECHNICAL DATA

Basis:	Acrylic resin
Appearance:	liquid
Viscosity:	20-100 mPa·s at 25°C
Bulk Density:	± 0,003 kg/lit
Adhesive strength:	>3 N/mm <sup>2</sup> (breaking of concrete)
Temperature for the application and drying of the material:	12 – 35°C

#### SUBSTRATE REQUIREMENTS

Concrete quality:	at least C20/25
Age:	at least 30 days
Moisture content:	below 4%

#### PREPARATION-APPLICATION

Ideal for stamped concrete or microtopping POLART floor or over KNOCK DOWN floorings, residential or commercial applications, hotels, entryways, restaurant floors, showrooms, patios, pool decks, basements or garage floors, large commercial projects, driveways, sidewalks.

Caution must be taken so that temperature of the substrate as well as ambient air remains above 12°C during application and curing of the materials while relative environment humidity



does not exceed 75%.

## PREPARATION

For best results, concrete must cure for a minimum of 30 days. Concrete should be clean and free of curing compounds, sealers, paints, coating and other bond breakers. Old paint or coatings must be removed mechanically. Oil, grease, and dirt must be removed, rinsed or pressure washed thoroughly, and the surface allowed to dry completely. Concrete must be etched, because a profiled porous surface is required. So it is strongly recommended the usage of special chemical cleaning with the parallel wash out with water under pressure. When the surface is completely dry follows the application. Ambient and substrate temperature must be between 12°C to 35°C. Avoid application during rainy, foggy, or very humid weather when water condensation forms on the surface.

## MIXING

Always stir stain well before use and during application to prevent settling and poor dispersion of colorant. A variable speed drill and a paddle mixer is the preferred method for mixing.

## APPLICATION

A small test area is recommended to ensure suitability for application, desired appearance and the absorption of the surface.

Apply **KDF ACRYLIC STAIN** to the concrete surface using a pump sprayer. Depending on surface porosity, a brush may be used to assure the stain penetrates into the concrete. Avoid any puddling. Allow the stain to dry for eight hours, and apply a second coat if needed for a particular appearance.

## SEAL

The final surface must always be protected by **PU VARNISH 807** or by PU, UV resistant top coating.

---

## CONSUMPTION

0,2-0,3 kg/m².

---

## APPLICATION TOOLS

Airless spray, brush.

---

## STORAGE

One year in unopened containers in dry places with minimum temperature 5°C and maximum temperature 35°C, protected from moisture and heat.

---

## CAUTION

- Use only in areas with adequate ventilation.
- Prolonged storage of partially used containers containing **ELASTOPOL PU 883** must be avoided as contact with atmospheric moisture will result in skinning and clouding of the product.
- Certain **ACRYLIC-STAIN** colors should only be used for interior applications.

- Stained concrete must be protected from any source of water or excessive moisture. Material will not freeze in storage but should be allowed to rise to 10 °C or more before use.
- Excessive build-up of STAIN SEALER or puddling of the product during application can lead to bubbling and discoloration.
- Do not mix or apply unless surface, air and material temperatures are over 12°C during the next 24 hours or if rain is expected within 12 hours after application.
- Do not apply to floors if there is moisture in the subfloor drive or hydrostatic pressure. Prior precautions measurements of humidity with special device are suggested.
- Application in hot direct sunlight or when concrete and/or air temperatures are 35 °C and above must be avoid otherwise bubbling might occur.
- Not resistant to gasoline or other automotive fluids.
- Do not thin this product.

**For more information consult the material safety data sheet.**

The information given here is true, represents our best knowledge and is based not only on laboratory work, but also on field experience. However, because of numerous factors affecting results we offer this information without any guarantee and no patent liability is assumed. For additional information or questions, contact the technical department of KDF LTD.

**KDF - Kataskeves Dapedon LTD**

e : [exports@kdf.gr](mailto:exports@kdf.gr) w : [www.kdf.gr](http://www.kdf.gr)

**Showroom Office**

1 Papanikolaou Ave, Pefka

57010, Thessaloniki, Greece

t / f : 0030 2310 829598

**Accounting Office**

19 Mitropoleos Str

54624, Thessaloniki, Greece



## POLFLOOR-PU 807

### GENERAL CHARACTERISTICS

**POLFLOOR-PU 807** is polyurethane-based, anti-dust, transparent or colored, two-component resin.

- Creates colored, easy-to-clean indoor or outdoor floorings.
- Ideal for old and new surfaces, for light and middle circulation such as industrial, troweled floorings, mosaics, cement surfaces, workshops, and storehouses. Suitable even for metallic surfaces and for painting swimming pools.
- Provides permanent protection from U.V. radiation.
- Eliminates dust and decay from old & new floorings, reinforcing their durability.
- Offers high mechanical resistance and chemical protection against acid, alkalis, oil, and grease.
- Penetrates in depth, protects and hardens old absorbent cement surfaces.
- It can be easily repaired locally if necessary.

### TECHNICAL DATA

Basis:	two-component polyurethane resin
Appearance:	liquid
Viscosity:	100-450 mPa·s at 25°C
Density:	0,94 ± 0,001 kg/l
Mixing proportion (A:B):	75:25 by weight
Final strength:	after 7 days at 25°C
Walkability:	after 2 days at 25°C
Adhesive strength:	>3 N/mm <sup>2</sup> (breaking of concrete)
Colors:	16 colors in RAL codes.
Temperature for the application and drying of the material:	12 – 35°C

### SUBSTRATE REQUIREMENTS

Concrete quality:	at least C20/25
Age:	at least 30 days
Moisture content:	below 4%

## PREPARATION- APPLICATION

**Applied only on dry surfaces. Protected from arising humidity and free of materials that might prevent bonding e.g. dust, loose particles, grease etc.** The success in the application depends on the right preparation of the underlay and use of the material.

- Grinding of the surface with a mosaic machine, or sandblast and rotor machine in case of vertical surfaces.
- **Good, dry** cleaning of the surface from dust and residues with vacuum cleaner and squeegees.
- Caution must be taken so that temperature of the substrate as well as ambient air remains above 12°C during application and curing of the materials while relative environment humidity does not exceed 75%.
- Good mixing of components A (resin) & B (hardener) packed into separate containers in fixed weight proportions. Mixing should be performed using a low revolution mixer (300-600 rpm) for 1-2 min. Stirring of the mixture should be performed thoroughly near the sides and bottom of the container in order to achieve uniform dispersion of the hardener.
- In case of troweled surfaces when there is a need for a penetrating material, it is suggested the application of the **POLFLOOR-PU 807**, with dilution with 10-15% **POLYURETHANE SOLVENT** for deeper penetration, in one layer.
- Then application of two or more layers with **POLFLOOR-PU 807** undiluted. The last layer is applied, until the surface is saturated and a film is created. If mat spots appear, then another layer is necessary until the surface is shiny. The next layer follows the other after the previous dries, within 6-12 hours depending on the ambient temperature and not more than 24 hours. The number of layers vary from one surface to another depending on the absorbency.

## CONSUMPTION

250-600 gr/m<sup>2</sup>, in three or more layers (including the primer layer) depending on the type, absorbency and roughness of the underlay.

## APPLICATION TOOLS

Nappy rolls, brushes for smooth industrial surfaces. Tools should be cleaned with solvent immediately after use.

## PACKAGING

Supplied in packages of 5kg and 15 kg (two drums). Components A and B have the fixed weight proportion.

## STORAGE

One year in unopened containers in dry places with minimum temperature 5°C and maximum temperature 35°C, protected from moisture and heat.



## REMARKS

- Working time of **POLFLOOR-PU 807** decreases when ambient temperature rises.
  - Prolonged storage of partially used containers must be avoided as contact with atmospheric moisture will result in skinning and clouding of the product.
  - Do not mix or apply unless surface, air and material temperatures are over 12°C during the next 24 hours.
  - Do not apply to floors if there is moisture in the subfloor drive or hydrostatic pressure. Prior precautions measurements of humidity with special device are suggested.
  - It **cannot be applied in thickness for filling cracks or holes**.
  - In case of cracks or holes we recommend the use of **EPOFIX-H 207**. The usage of rotor machine must precede the application of **POLFLOOR-PU 807** for the creation of pores and the right penetration.
  - In case old floors are going to be laid or a long period of time interferes between successive layers, the surface must be thoroughly cleaned and grinded prior to application of a new layer.
  - After hardening **POLFLOOR-PU 807** is completely safe for health.
- 

## CAUTION

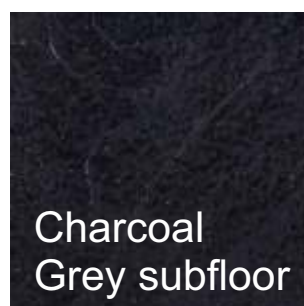
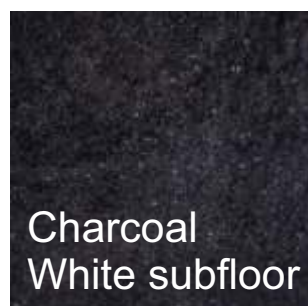
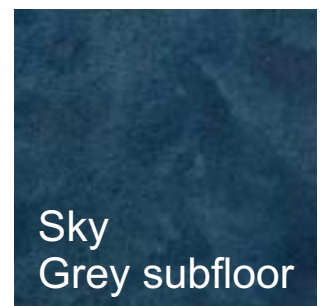
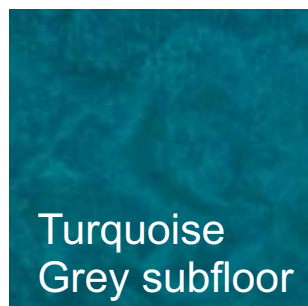
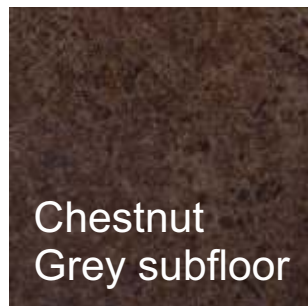
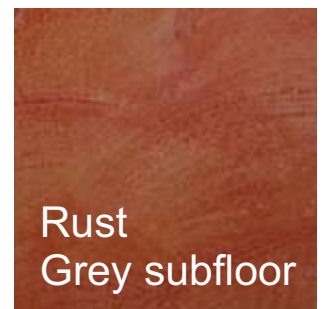
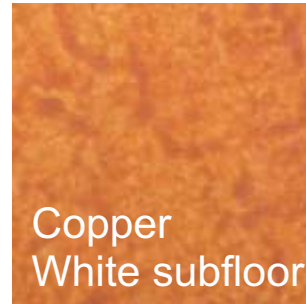
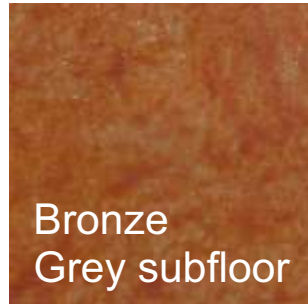
The application must take place in well-aired places using protective gloves. Skin or eye contact must be avoided, otherwise wash carefully with soap and water.

**For more information consult the material safety data sheet.**

---

The information given here is true, represents our best knowledge and is based not only on laboratory work, but also on field experience. However, because of numerous factors affecting results we offer this information without any guarantee and no patent liability is assumed. For additional information or questions, contact the technical department of KDF LTD.

# COLORCHART



The colors may vary slightly from the original due to digital representation.

# CERTIFICATES OF KDF Ltd



ISO KDF Ltd



POLTRACK SPRAYCOAT



POLTRACK SANDWICH



POLYFLEX AEL-EX



FLEXFLOOR-EX



SPORTFLOOR-EX



POLTRACK EQUINE



BADMINTON POLYFLEX PU



PU GRASS 149



# CERTIFICATES OF KDF Ltd



POLYFLEX PU



SPORTGROUND-EX



POLTRACK JOGGING TRACK



FIBA POLYFLEX PU



SAFEPOL



EPDM 856



PLAYPREM



SAFEPOL SANDPROOF